

PROJECT	NOTES	TYPE	DATE	CAT. No.
---------	-------	------	------	----------

FINISH OPTIONS ON PAGE 2



# LDL2S

## LED Disk Light

The LDL2S Series LED disk light provides versatile lighting on standard line voltage, yet produces the high energy savings you desire from LED fixtures. The LDL2S series allows for easy upgrade to your downlighting from the traditional recessed cans to a more modern looking, energy efficient solution. This disk light can be easily mounted onto a junction box or can be retrofitted into an existing recessed can with the optional hardware mounting adapter (not included). Ideal for closets, storage areas, attics, corridors, or as general lighting solution for residential and commercial applications.



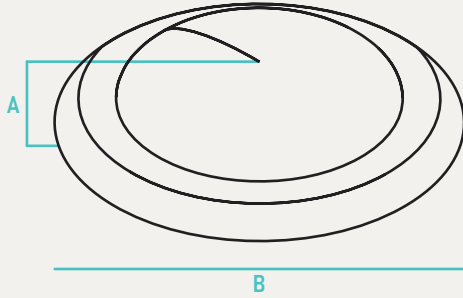
INPUT VOLTAGE	120V
INPUT FREQUENCY	60 Hz
RATED WATTAGE	See Performance Data
DELIVERED LUMENS	See Performance Data
EFFICACY	>70 LPW (typ.)
CRI	90
AVAILABLE CCT	2700K, 3000K, 3500K, 4000K, 5000K
LENS TYPE	Plastic

RATED LIFE	30,000hrs (Based on 3hrs a Day)
L70	>50,000hrs
POWER FACTOR	>0.9
THD	<20%
DIMMING	120V Dimming (15-100%)
OPERATING TEMP.	-4°F - 113°F / -20°C to 45°C
BEAM ANGLE	N/A

### ORDER INFO / EXAMPLE: LDL2S-6-15-120D-930-WH-BULK

QUICK SHIP ITEMS ON PG.2

SERIES	DIAMETER	RATED WATTAGE	DRIVER TYPE	COLOR TEMP	FINISH	CASE
LDL2S	6	15	120D	930	WH	BULK
LDL2S LED Disk Light	4-4" 6-6" 8-8"	4" Housing 11- 10W, 650 Lumens 6" Housing 15- 15W, 1000 Lumens 8" Housing 25- 25W, 2000 Lumens	120D- 120V Dimming, 10-100% 277- 277V	930- 3000K, 90+CRI 940- 4000K, 90+CRI 950- 5000K, 90+CRI MCT- 2700K, 3000K, 3500K, 4000K, 5000K Selectable Switch, 90+ CRI	BL- Black BN- Brushed Nickel WH- White ORB- Oil Rubbed Bronze	BULK- Bulk (Case of 12) BLANK- Individual Packaging
<b>OPTIONS / ACCESSORIES</b>						
<b>Options</b> EMTB - Emergency Test Button (with use on EML-JB-AC2 / Available in case of 12)			<b>Emergency Backup</b> EM-LDL-6-WH Emergency Backup (Sold Separately) EMBX-LDL-6-WH Emergency Backup (Sold Separately) EML-JB-AC2 Emergency Backup (Sold Separately)			



	A	B	Case QTY
LDL2S-4	1.1" D	6.3" Dia	20
LDL2S-6	1.1" D	7.5" Dia	20
LDL2S-8	1.1" D	9.4" Dia	20

### CONSTRUCTION

Stamped steel housing with diffused lens for optimal visual comfort while providing exceptional light output. Lens design and materials provide uniform appearance without pixelation.

### ELECTRICAL

Equipped standard with 120V, 15-100% dimming driver.

### QUALIFICATIONS

All luminaires are built to UL 1598 and 2108 standards, and bear appropriate ETL labels. Wet location labeling is standard. Emergency equipped fixtures labeled UL924. Suitable for closets according to NEC Section 410.8 & 410.16. Adheres to LM70, LM80 and TM21 industry standards. Title 24 Qualified. Dedicated 120V Models are FCC Title 47 CFR, Part 15, Class B for residential and commercial applications. California Title 24 Compliant, JA8 compliant. CEC Listed, State of California Energy Commission.

### INSTALLATION

6" and 8" models are designed for mounting on a 4" electrical J-Box. 4" models are designed for mounting on a 3" electrical J-Box.

### WARRANTY

2-year Limited Warranty. See warranty documentation for more info.

### PERFORMANCE DATA

FORM FACTOR	KELVIN	RATED WATTAGE	DELIVERED LUMENS	EFFICACY (LM/W)
4"	27K-5K	10W	650	65
6"	27K-5K	15W	1000	66
8"	27K-5K	25W	2000	68

### QUICK SHIP

- LDL2S-4-11-120D-930-WH-BULK <sup>4, 5</sup>
- LDL2S-6-15-120D-930-WH-BULK <sup>4, 5</sup>
- LDL2S-6-15-120D-940-WH-BULK <sup>4, 5</sup>
- LDL2S-4-11-120D-MCT-WH <sup>4</sup>
- LDL2S-6-15-120D-MCT-WH <sup>4</sup>
- LDL2S-8-25-120D-MCT-WH <sup>4</sup>

### ADDITIONAL IMAGES



### RECOMMENDED DIMMERS

DVCL-153P (Lutron) **Only for 120D Version**

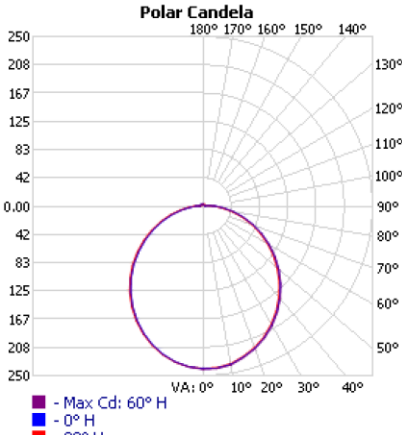
### COMPATIBLE JUNCTION BOX



4" PVC (6" & 8" Only)	4" Octagon (6" & 8" Only)	4" PVC Ceiling Box (6" & 8" Only)	3-1/2" Octagon (4" Only)	4" Round Pancake (6" & 8" Only)	4" Octagon / V Bracket (6" & 8" Only)
--------------------------	------------------------------	--------------------------------------	-----------------------------	------------------------------------	--

## PHOTOMETRIC DATA

### LDL2S-4-11-120D



#### Zonal Lumen Summary

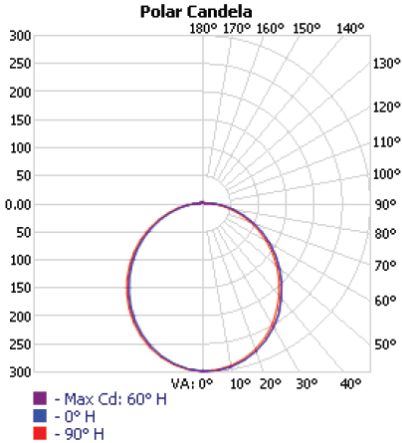
Zone	Lumens	% Lamp	% Luminaire
0-30	183.7	25.4%	25.4%
0-40	299.6	41.4%	41.4%
0-60	528.8	73.1%	73%
60-90	171.5	23.7%	23.7%
70-100	93.6	12.9%	12.9%
90-120	14.5	2%	2%
0-90	700.2	96.8%	96.7%
90-180	23.6	3.3%	3.3%
0-180	723.8	100%	100%

#### Coefficients Of Utilization - Zonal Cavity Method

Effective Floor Cavity Reflectance: 20%

RCC %:	80				70				50				30				10				0
RW %:	70	50	30	0	70	50	30	0	50	30	20	0	50	30	20	0	50	30	20	0	0
RCR: 0	1.18	1.18	1.18	1.18	1.15	1.15	1.15	.97	1.09	1.09	1.09	1.04	1.04	1.04	.99	.99	.99	.97	.97	.97	.97
1	1.07	1.02	.97	.93	1.04	.99	.95	.80	.94	.91	.88	.90	.87	.84	.86	.83	.81	.79	.79	.79	.79
2	.97	.88	.81	.75	.94	.86	.80	.67	.82	.76	.72	.78	.74	.70	.75	.71	.67	.65	.65	.65	.65
3	.88	.77	.69	.62	.85	.75	.68	.56	.72	.65	.60	.69	.63	.58	.66	.61	.57	.55	.55	.55	.55
4	.81	.68	.59	.52	.78	.67	.58	.48	.64	.57	.51	.61	.55	.50	.59	.53	.49	.46	.46	.46	.46
5	.74	.61	.52	.45	.72	.60	.51	.42	.57	.50	.44	.55	.48	.43	.53	.47	.42	.40	.40	.40	.40
6	.68	.55	.46	.39	.66	.54	.45	.37	.52	.44	.38	.50	.43	.38	.48	.42	.37	.35	.35	.35	.35
7	.63	.50	.41	.35	.62	.49	.40	.33	.47	.39	.34	.45	.38	.33	.44	.38	.33	.31	.31	.31	.31
8	.59	.45	.37	.31	.57	.45	.36	.29	.43	.36	.30	.41	.35	.30	.40	.34	.29	.28	.28	.28	.28
9	.55	.42	.33	.28	.54	.41	.33	.26	.40	.32	.27	.38	.32	.27	.37	.31	.27	.25	.25	.25	.25
10	.52	.38	.30	.25	.50	.38	.30	.24	.37	.30	.25	.35	.29	.24	.34	.28	.24	.22	.22	.22	.22

### LDL2S-6-15-120D



#### Zonal Lumen Summary

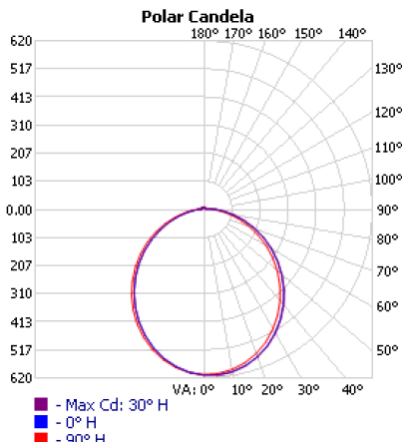
Zone	Lumens	% Lamp	% Luminaire
0-30	228.8	25.4%	25.4%
0-40	372.4	41.4%	41.4%
0-60	655.2	72.8%	72.8%
60-90	213.3	23.7%	23.7%
70-100	119.4	13.3%	13.3%
90-120	20.5	2.3%	2.3%
0-90	868.4	96.5%	96.5%
90-180	31.7	3.5%	3.5%
0-180	900.2	100%	100%

#### Coefficients Of Utilization - Zonal Cavity Method

Effective Floor Cavity Reflectance: 20%

RCC %:	80				70				50				30				10				0
RW %:	70	50	30	0	70	50	30	0	50	30	20	0	50	30	20	0	50	30	20	0	0
RCR: 0	1.18	1.18	1.18	1.18	1.15	1.15	1.15	.97	1.09	1.09	1.09	1.04	1.04	1.04	.99	.99	.99	.97	.97	.97	.97
1	1.07	1.02	.97	.93	1.04	.99	.95	.80	.94	.91	.87	.90	.87	.84	.85	.83	.81	.79	.79	.79	.79
2	.97	.88	.81	.75	.94	.86	.79	.66	.82	.76	.72	.78	.73	.69	.74	.71	.67	.65	.65	.65	.65
3	.88	.77	.69	.62	.85	.75	.68	.56	.72	.65	.60	.69	.63	.58	.66	.61	.57	.55	.55	.55	.55
4	.81	.68	.59	.52	.78	.67	.58	.48	.64	.56	.51	.61	.55	.50	.58	.53	.49	.46	.46	.46	.46
5	.74	.61	.52	.45	.72	.60	.51	.42	.57	.50	.44	.55	.48	.43	.53	.47	.42	.40	.40	.40	.40
6	.68	.55	.46	.39	.66	.54	.45	.37	.52	.44	.38	.50	.43	.38	.48	.42	.37	.35	.35	.35	.35
7	.63	.50	.41	.35	.61	.49	.40	.33	.47	.39	.34	.45	.38	.33	.43	.37	.33	.31	.31	.31	.31
8	.59	.45	.37	.31	.57	.45	.36	.29	.43	.36	.30	.41	.35	.30	.40	.34	.29	.27	.27	.27	.27
9	.55	.42	.33	.28	.54	.41	.33	.26	.39	.32	.27	.38	.32	.27	.37	.31	.27	.25	.25	.25	.25
10	.52	.38	.30	.25	.50	.38	.30	.24	.37	.30	.25	.35	.29	.24	.34	.28	.24	.22	.22	.22	.22

### LDL2S-8-25-120D



#### Zonal Lumen Summary

Zone	Lumens	% Lamp	% Luminaire
0-30	465.3	26.2%	26.2%
0-40	755.7	42.6%	42.6%
0-60	1,319.6	74.3%	74.3%
60-90	397.8	22.4%	22.4%
70-100	212.1	11.9%	11.9%
90-120	35.0	2%	2%
0-90	1,717.4	96.7%	96.7%
90-180	58.4	3.3%	3.3%
0-180	1,775.8	100%	100%

#### Coefficients Of Utilization - Zonal Cavity Method

Effective Floor Cavity Reflectance: 20%

RCC %:	80				70				50				30				10				0
RW %:	70	50	30	0	70	50	30	0	50	30	20	0	50	30	20	0	50	30	20	0	0
RCR: 0	1.18	1.18	1.18	1.18	1.15	1.15	1.15	.97	1.09	1.09	1.09	1.04	1.04	1.04	.99	.99	.99	.97	.97	.97	.97
1	1.07	1.02	.98	.94	1.04	1.00	.96	.80	.95	.91	.88	.90	.88	.85	.86	.84	.82	.80	.80	.80	.80
2	.97	.89	.82	.76	.94	.87	.80	.67	.83	.77	.72	.79	.74	.70	.75	.72	.68	.66	.66	.66	.66
3	.89	.78	.70	.63	.86	.76	.68	.57	.73	.66	.61	.69	.64	.59	.66	.62	.58	.55	.55	.55	.55
4	.81	.69	.60	.53	.79	.67	.59	.49	.65	.57	.52	.62	.56	.51	.59	.54	.50	.47	.47	.47	.47
5	.75	.62	.53	.46	.72	.60	.52	.43	.58	.50	.45	.56	.49	.44	.53	.48	.43	.41	.41	.41	.41
6	.69	.56	.47	.40	.67	.54	.46	.38	.52	.45	.39	.50	.44	.39	.48	.42	.38	.36	.36	.36	.36
7	.64	.50	.42	.35	.62	.49	.41	.33	.48	.40	.35	.46	.39	.34	.44	.38	.34	.32	.32	.32	.32
8	.60	.46	.37	.32	.58	.45	.37	.30	.44	.36	.31	.42	.35	.31	.41	.35	.30	.28	.28	.28	.28
9	.56	.42	.34	.28	.54	.41	.34	.27	.40	.33	.28	.39	.32	.28	.38	.32	.27	.25	.25	.25	.25
10	.52	.39	.31	.26	.51	.38	.31	.25	.37	.30	.25	.36	.30	.25	.35	.29	.25	.23	.23	.23	.23

Made to order items. Minimum 90 day lead time. Minimum order quantity may vary please contact sales.

<sup>1</sup> DLC Listed / <sup>2</sup> DLC Premium Listed / <sup>3</sup> Title 24 / <sup>4</sup> JA8 & Title 24 / <sup>5</sup> Energy Star / Typical color consistency. May vary or be changed.

L70 hours calculated based on LED package manufacturer LM80 report and ISTMT report of LED in luminaire. Stated values are for select catalog numbers. Contact GlobaLux for detailed information. / Actual performance may differ as a result of end-user environment and application. All values are design or typical values, measured under laboratory conditions at 25 °C.