

PROJECT	NOTES	TYPE	DATE	CAT. No.
---------	-------	------	------	----------



UCL

LED Undercabinet Fixture

The UCL series is a next generation, direct wire undercabinet fixture that provides task or accent lighting in commercial, retail, hospitality and residential applications. Standard knockouts are located on top, back or ends for direct connection. A direct wire UL listed connector is included and is suitable for 3/8" flexible conduit or 3 wire Romex. Ideal for use under and over cabinets, display cases, task lighting, office lighting, coves, and utility/work areas.

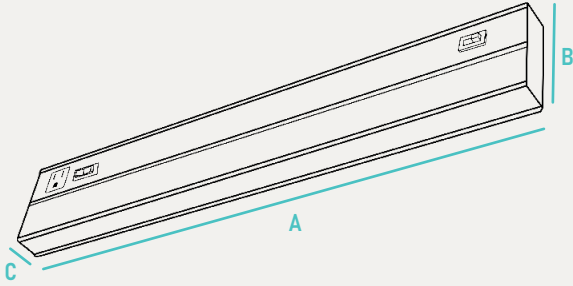


INPUT VOLTAGE	120V
INPUT FREQUENCY	50/60 Hz
RATED WATTAGE	See Performance Data
DELIVERED LUMENS	See Performance Data
EFFICACY	See Performance Data
CRI	90CRI
AVAILABLE CCT	2700K, 3000K, 3500K, 4000K, 5000K
LENS TYPE	Plastic

RATED LIFE	50,000hrs (Based on 3hrs a Day)
L70	>72,000hrs
POWER FACTOR	>0.9
THD	<20%
DIMMING	120V Dimming (10-100%)
OPERATING TEMP.	-4°F - 113°F / -20°C to 45°C
BEAM ANGLE	N/A

ORDER INFO / EXAMPLE: UCL-21-9-120D-MCT-WH

SERIES	FORM FACTOR	RATED WATTAGE	DRIVER TYPE	COLOR TEMP	FINISH
UCL	21	9W	120D	MCT	WH
UCL LED Undercabinet Fixture	9-9" Length 12-12" Length 18-18" Length 21-21" Length 24-24" Length 33-33" Length 42-42" Length 46-46" Length	9" Length 5- 5W, 000 Lumens 12" Length 5- 5W, 000 Lumens 18" Length 9- 9W, 000 Lumens 21" Length 9- 9W, 000 Lumens 24" Length 9- 9W, 000 Lumens 33" Length 14- 14W, 000 Lumens 42" Length 18- 18W, 000 Lumens 46" Length 18- 18W, 000 Lumens	120D- 120V Dimming, 10-100%	MCT- 2700K, 3000K, 3500K, 4000K, 5000K Selectable Switch, 90+CRI	WH- White
OPTIONS / ACCESSORIES					
RS- On/Off Rock Switch O- Convenience Outlet					



	A	B	C
UCL-9	9"	3.5"	1.4
UCL-12	12"	3.5"	1.4
UCL-18	18"	3.5"	1.4
UCL-21	21"	3.5"	1.4
UCL-24	24"	3.5"	1.4
UCL-33	33"	3.5"	1.4
UCL-42	42"	3.5"	1.4
UCL-46	46"	3.5"	1.4

CONSTRUCTION

Low profile steel housing available in white finish. Designed to prevent "hot spots" on counter tops. Lens design and materials provide uniform appearance without pixleation.

ELECTRICAL

Equipped standard with 120V, 10-100% dimming driver, oprating at 60Hz.

QUALIFICATIONS

All luminaires are built to UL 1598 and 2108 standards, and bear appropriate ETL labels. Wet location labeling is standard. Emergency equipped fixtures labeled UL924. Suitable for closets according to NEC Section 410.8 & 410.16. Adheres to LM70, LM80 and TM21 industry standards. Dedicated 120V Models are FCC Title 47 CFR, Part 15, Class B for residential and commercial applications. California Title 24 Compliant, JA8 compliant. CEC Listed.

INSTALLATION

Each unit is secured to mounting surface using two fasteners. All mounting hardware included.

WARRANTY

3-year Limited Warranty. See warranty documentation for more info.

PERFORMANCE DATA

FORM FACTOR	KELVIN	RATED WATTAGE	DELIVERED LUMENS	EFFICACY (LM/W)
9"	3K/4K	4.5W	230	51.1
12"	3K/4K	4.5W	230	51.1
18"	3K/4K	9W	450	50
21"	3K/4K	9W	450	50
24"	3K/4K	9W	450	50
33"	3K/4K	14W	700	50
42"	3K/4K	18W	900	50
46"	3K/4K	18W	900	50

QUICK SHIP

UCL-9-5-120D-930/40-WH ⁴	UCL-12-5-120D-930/40-WH ⁴
UCL-18-9-120D-930/40-WH ⁴	UCL-21-9-120D-930/40-WH ⁴
UCL-24-9-120D-930/40-WH ⁴	UCL-33-14-120D-930/40-WH ⁴
UCL-42-18-120D-930/40-WH ⁴	UCL-46-18-120D-930/40-WH ⁴

ADDITIONAL IMAGES



RECOMMENDED DIMMERS

DVCL-153P (Lutron)

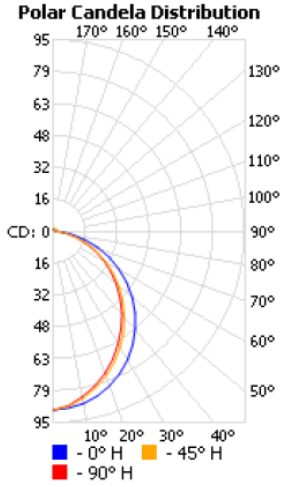
Made to order items. Minimum 90 day lead time. Minimum order quantity may vary please contact sales.

¹ DLC Listed / ² DLC Premium Listed / ³ Title 24 / ⁴ JA8 & Title 24 / Typical color consistency. May vary or be changed.

L70 hours calculated based on LED package manufacturer LM80 report and ISTMT report of LED in luminaire. Stated values are for select catalog numbers. Contact GlobaLux for detailed information. / Actual performance may differ as a result of end-user environment and application. All values are design or typical values, measured under laboratory conditions at 25 °C.

PHOTOMETRIC DATA

UCL-9

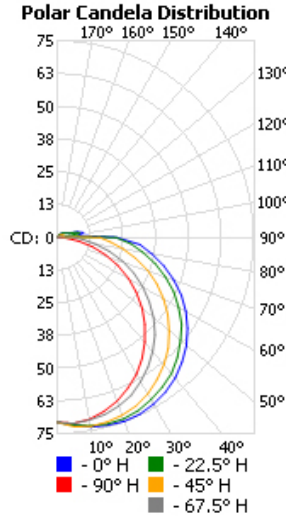


Zone	Lumens	% Lamp	% Luminaire
0-30	68.6	22.4%	22.4%
0-40	112.6	36.7%	36.8%
0-60	202.5	66.1%	66.1%
60-90	74.8	24.4%	24.4%
70-100	48.0	15.7%	15.7%
90-120	20.9	6.8%	6.8%
0-90	277.3	90.4%	90.5%
90-180	29.1	9.5%	9.5%
0-180	306.4	99.9%	100%

Coefficients Of Utilization - Zonal Cavity Method

RCC %:	Effective Floor Cavity Reflectance: 20%																	
	80				70				50				30				10	
RW %:	70	50	30	0	70	50	30	0	50	30	20	50	30	20	50	30	20	0
RCR: 0	1.17	1.17	1.17	1.17	1.13	1.13	1.13	.90	1.06	1.06	1.06	.99	.99	.99	.93	.93	.93	.90
1	1.05	1.00	.95	.91	1.01	.96	.92	.73	.90	.87	.84	.85	.82	.79	.80	.77	.75	.73
2	.95	.86	.79	.73	.91	.83	.77	.61	.78	.73	.68	.73	.69	.65	.69	.65	.62	.59
3	.86	.75	.67	.60	.83	.73	.65	.51	.68	.62	.56	.64	.59	.54	.61	.56	.52	.49
4	.79	.66	.57	.50	.76	.64	.56	.44	.61	.53	.48	.57	.51	.46	.54	.49	.44	.42
5	.72	.59	.50	.43	.69	.57	.49	.38	.54	.47	.41	.51	.45	.40	.48	.43	.38	.36
6	.67	.53	.44	.37	.64	.52	.43	.33	.49	.41	.36	.46	.40	.35	.44	.38	.34	.31
7	.62	.48	.39	.33	.59	.47	.38	.29	.44	.37	.31	.42	.35	.31	.40	.34	.30	.28
8	.57	.44	.35	.29	.55	.43	.34	.26	.40	.33	.28	.38	.32	.27	.37	.31	.27	.25
9	.54	.40	.32	.26	.52	.39	.31	.24	.37	.30	.25	.35	.29	.25	.34	.28	.24	.22
10	.50	.37	.29	.24	.48	.36	.28	.21	.34	.28	.23	.33	.27	.22	.31	.26	.22	.20

UCL-12

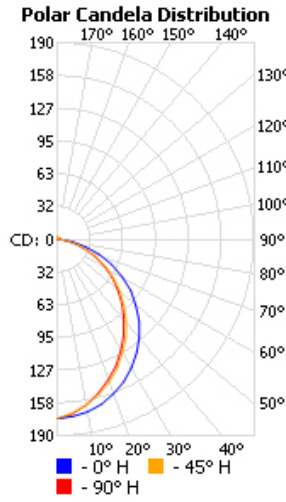


Zone	Lumens	% Lamp	% Luminaire
0-30	54.8	23.7%	23.7%
0-40	90.2	39%	39.1%
0-60	162.9	70.5%	70.5%
60-90	60.8	26.3%	26.3%
70-100	34.9	15.1%	15.1%
90-120	6.2	2.7%	2.7%
0-90	223.6	96.8%	96.8%
90-180	7.3	3.2%	3.2%
0-180	230.9	99.9%	100%

Coefficients Of Utilization - Zonal Cavity Method

RCC %:	Effective Floor Cavity Reflectance: 20%																	
	80				70				50				30				10	
RW %:	70	50	30	0	70	50	30	0	50	30	20	50	30	20	50	30	20	0
RCR: 0	1.18	1.18	1.18	1.18	1.15	1.15	1.15	.97	1.09	1.09	1.09	1.04	1.04	1.04	.99	.99	.99	.97
1	1.06	1.01	.96	.91	1.03	.98	.94	.79	.93	.90	.86	.89	.86	.83	.85	.82	.80	.78
2	.96	.87	.80	.73	.93	.85	.78	.65	.81	.75	.70	.77	.72	.68	.73	.69	.66	.63
3	.87	.76	.67	.60	.84	.74	.66	.54	.71	.64	.58	.67	.61	.56	.64	.59	.55	.53
4	.80	.67	.58	.51	.77	.65	.57	.46	.62	.55	.49	.60	.53	.48	.57	.52	.47	.45
5	.73	.60	.50	.43	.71	.58	.49	.40	.56	.48	.42	.53	.47	.41	.51	.45	.41	.38
6	.67	.54	.44	.38	.65	.52	.44	.35	.50	.42	.37	.48	.41	.36	.46	.40	.36	.33
7	.62	.48	.39	.33	.60	.47	.39	.31	.46	.38	.32	.44	.37	.32	.42	.36	.31	.29
8	.58	.44	.35	.29	.56	.43	.35	.28	.42	.34	.29	.40	.33	.28	.39	.33	.28	.26
9	.54	.40	.32	.26	.53	.40	.32	.25	.38	.31	.26	.37	.30	.26	.36	.30	.25	.23
10	.51	.37	.29	.24	.49	.37	.29	.23	.35	.28	.23	.34	.28	.23	.33	.27	.23	.21

UCL-24



Zone	Lumens	% Lamp	% Luminaire
0-30	134.4	22.1%	22.2%
0-40	221.0	36.4%	36.4%
0-60	399.0	65.7%	65.8%
60-90	150.6	24.8%	24.8%
70-100	98.2	16.2%	16.2%
90-120	42.7	7%	7%
0-90	549.6	90.6%	90.6%
90-180	56.9	9.4%	9.4%
0-180	606.5	99.9%	100%

Coefficients Of Utilization - Zonal Cavity Method

RCC %:	Effective Floor Cavity Reflectance: 20%																	
	80				70				50				30				10	
RW %:	70	50	30	0	70	50	30	0	50	30	20	50	30	20	50	30	20	0
RCR: 0	1.17	1.17	1.17	1.17	1.13	1.13	1.13	.91	1.06	1.06	1.06	.99	.99	.99	.93	.93	.93	.91
1	1.05	.99	.95	.90	1.01	.96	.92	.73	.90	.87	.83	.85	.82	.79	.80	.77	.75	.72
2	.95	.86	.79	.72	.91	.83	.76	.61	.78	.72	.68	.73	.69	.65	.69	.65	.62	.59
3	.86	.75	.66	.59	.83	.73	.65	.51	.68	.62	.56	.64	.59	.54	.60	.56	.52	.49
4	.79	.66	.57	.50	.76	.64	.56	.43	.60	.53	.47	.57	.51	.46	.54	.48	.44	.42
5	.72	.59	.50	.43	.69	.57	.49	.38	.54	.46	.41	.51	.44	.39	.48	.43	.38	.36
6	.66	.53	.44	.37	.64	.51	.43	.33	.49	.41	.35	.46	.39	.34	.44	.38	.33	.31
7	.62	.48	.39	.33	.59	.47	.38	.29	.44	.37	.31	.42	.35	.30	.40	.34	.30	.27
8	.57	.44	.35	.29	.55	.42	.34	.26	.40	.33	.28	.38	.32	.27	.36	.31	.26	.24
9	.53	.40	.32	.26	.52	.39	.31	.23	.37	.30	.25	.35	.29	.24	.34	.28	.24	.22
10	.50	.37	.29	.23	.48	.36	.28	.21	.34	.27	.23	.33	.26	.22	.31	.26	.22	.20