


PROJECT	NOTES	TYPE	DATE	CAT. No.
---------	-------	------	------	----------



LSC3

LED Square Canopy

The LSC3 family of LED canopy fixtures combine high-performance LED's, highly-engineered optics and traditional designs to bring you the most advanced line of canopy fixtures on the market. Upgraded and improved from the first generation canopy, now Kelvin selectable. The long LED life coupled with exceptional color rendering make this fixture attractive for the new or retrofit projects. Multiple lumen packages mean there is an LSC3 that is just right for your lighting needs.

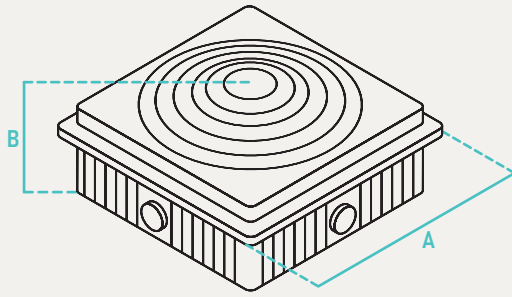


INPUT VOLTAGE	120-277V
INPUT FREQUENCY	50/60 Hz
RATED WATTAGE	60W
DELIVERED LUMENS	7680, 8760, 8100
EFFICACY	>146 LPW (typ.)
CRI	>80
AVAILABLE CCT	3000K, 4000K, 5000K
LENS TYPE	PC

RATED LIFE	50,000hrs (Based on 3hrs a Day)
L70	>50,000hrs
POWER FACTOR	>0.9
THD	≤20%
DIMMING	0-10V Continuous (10-100%)
OPERATING TEMP.	-40°C to 45°C
BEAM ANGLE	160

ORDER INFO / EXAMPLE: LSC3-AW-MVD-MCT-WH

SERIES	RATED WATTAGE	DRIVER TYPE	COLOR TEMP	FINISH
LSC3	60	MVD	MCT	WH
LSC3 LED Square Canopy	60- 60W, 7680 Lumens	MVD- 120-277V; 0-10V Dimming	MCT- 3000K, 4000K, 5000K CCT Selectable Switch; 80+CRI	WH- White BR- Bronze
OPTIONS / ACCESSORIES				
OSBL- Fixture Mounted Occupancy Sensor, Bi-Level				



PERFORMANCE DATA

FORM FACTOR	KELVIN	RATED WATTAGE	DELIVERED LUMENS	EFFICACY (LM/W)
40W	3K/4K/5K	60W	7680	128

QUICK SHIP

LSC3-AW-MVD-MCT-WH	
--------------------	--

ADDITIONAL IMAGES

RECOMMENDED DIMMERS

WBSD-010DEC (Cooper)	WBSD-010SLD (Cooper)
DF10P (Cooper)	

	A	B	Case QTY
LSC3	10.1" SQ	4.1" H	2

CONSTRUCTION

Rugged die cast aluminum housing withstands outdoor environments. Outer surface treated with durable power coating to provide resistant to corrosion, rust, weathering, and or degradation. Performance engineered internal heat dissipation fins provide superior thermal management for lens life and reliability.

ELECTRICAL

Equipped standard with 0-10V continuous dimming driver that works with any standard 0-10V control/dimmer. Long-Life LED's 60,000 hours at L80 with projected life over 100,000 hours for reduced life cycle maintenance costs.

QUALIFICATIONS

All luminaires are built to UL 1598 and 2108 standards, and bear appropriate ETL labels. Wet location labeling is standard. Emergency equipped fixtures labeled UL924. Adheres to LM70, LM80, and TM21 industry standards.

INSTALLATION

Luminaire mounting design for standard J-Box.
Features multiple conduit entries

WARRANTY

5-year Limited Warranty. See warranty documentation for more info.

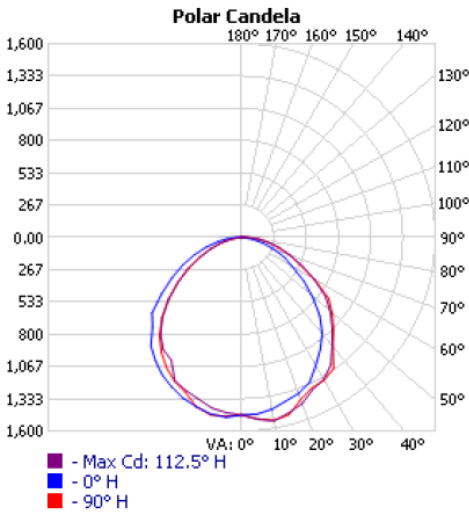
COMPATIBLE JUNCTION BOXES



4" PVC	4" Octagon	4" PVC Ceiling Box	3-1/2" Octagon	4" Round Pancake	4" Octagon / V Bracket
--------	------------	--------------------	----------------	------------------	------------------------

PHOTOMETRIC DATA

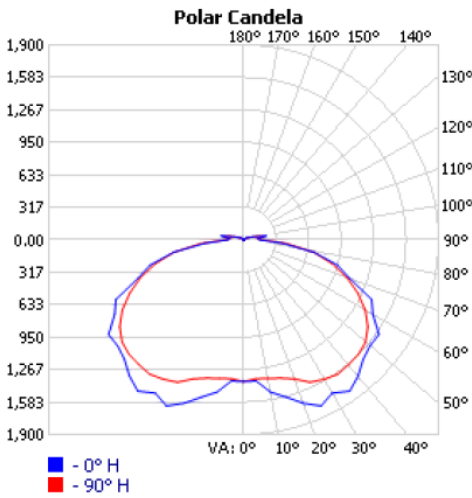
LSC2-40-MVD-830/40/50



Zonal Lumen Summary

Zone	Lumens	% Lamp	% Luminaire
0-30	1,158.9	27.7%	27.7%
0-40	1,906.0	45.5%	45.6%
0-60	3,315.7	79.2%	79.3%
60-90	823.8	19.7%	19.7%
70-100	383.3	9.2%	9.2%
90-120	36.5	0.9%	0.9%
0-90	4,139.5	98.8%	98.9%
90-180	44.2	1.1%	1.1%
0-180	4,183.6	99.9%	100%

LSC2-70-MVD-830/40/50



Zonal Lumen Summary

Zone	Lumens	% Lamp	% Luminaire
0-30	1,329.0	16.3%	16.3%
0-40	2,388.3	29.4%	29.4%
0-60	5,054.1	62.2%	62.2%
60-90	2,727.9	33.6%	33.6%
70-100	1,608.7	19.8%	19.8%
90-120	316.6	3.9%	3.9%
0-90	7,782.0	95.7%	95.7%
90-180	347.4	4.3%	4.3%
0-180	8,129.5	100%	100%

Made to order items. Minimum 90 day lead time. Minimum order quantity may vary please contact sales.

¹ DLC Listed / ² DLC Premium Listed / ³ Title 24 / ⁴ JA8 & Title 24 / Typical color consistency. May vary or be changed.

L70 hours calculated based on LED package manufacturer LM80 report and ISTMT report of LED in luminaire. Stated values are for select catalog numbers. Contact Globalux for detailed information. / Actual performance may differ as a result of end-user environment and application. All values are design or typical values, measured under laboratory conditions at 25 °C.