

PROJECT	NOTES	TYPE	DATE	CAT. No.
---------	-------	------	------	----------

# ODL

## LED Oval Surface Mount Panel

This series provides customers with a high quality luminaire utilizing the latest LED, solid state lighting and electronic driver technology for optimal performance and maximized energy efficiency. With a traditional opal white lens, the ODL series produces even, uniform light distribution making it an ideal choice for offices, corridors, stairways, bedroom, closet and foyers applications where customers are replacing incandescent, circline or compact fluorescent lamps. The LED based ODL series is a ceiling mount product which can be used in a broad range of residential and commercial applications.



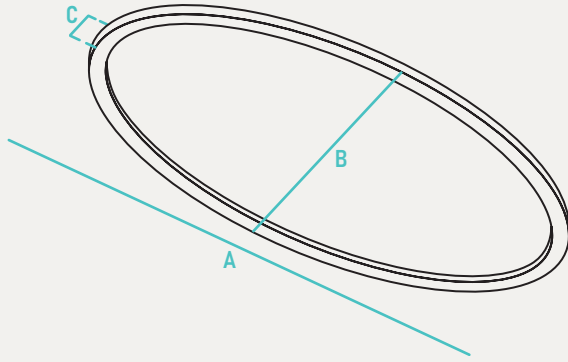
INPUT VOLTAGE	120VAC
INPUT FREQUENCY	50/60 Hz
RATED WATTAGE	See Performance Data
DELIVERED LUMENS	See Performance Data
EFFICACY	90 LPW (typ.)
CRI	80CRI
AVAILABLE CCT	3000K, 4000K, 5000K
LENS TYPE	Hard Plastic

RATED LIFE	30,000hrs (Based on 3hrs a Day)
L70	N/A
POWER FACTOR	>0.9
THD	N/A
DIMMING	Triac Dimming (10-100%)
OPERATING TEMP.	-13°F - 104°F / -25°C to 40°C
BEAM ANGLE	105°

### ORDER INFO / EXAMPLE: ODL-38-120D-MCT-WH

QUICK SHIP ITEMS ON PG.2

SERIES	RATED WATTAGE	DRIVER TYPE	COLOR TEMP	FINISH
<b>ODL</b>	<b>38</b>	<b>120D</b>	<b>MCT</b>	<b>WH</b>
<b>ODL</b> LED Oval Surface Panel	<b>15" Pan</b> 38- 38W, 3400 Lumens	<b>120D</b> - 120V Triac Dimming, 10-100%	<b>MCT</b> - 3000K, 4000K, 5000K CCT Selectable; 80 CRI	<b>WH</b> - White



## PERFORMANCE DATA

FORM FACTOR	KELVIN	RATED WATTAGE	DELIVERED LUMENS	EFFICACY (LM/W)
15"	3K/4K/5K	38W	3400	90

## QUICK SHIP

ODL-38-120D-MCT-WH

## ADDITIONAL IMAGES



## RECOMMENDED DIMMERS

DVCL-153P (Lutron)

	A	B	C	Case QTY
ODL	32" L	18" W	1" H	1

### CONSTRUCTION

Injection molded trim with diffusion lens for optimal visual comfort while providing exceptional light output. Edge Lit technology and Lens design and materials provide uniform appearance without pixelation.

### ELECTRICAL

Equipped standard with 120V, 10-100% dimming driver.

### QUALIFICATIONS

All luminaires are built to UL 1598 and 2108 standards, and bear appropriate ETL labels. Damp location labeling is standard. Dedicated 120V Models are FCC Title 47 CFR, Part 15, Class B for residential and commercial applications.


### INSTALLATION

Designed for wall or ceiling mounting on 4" electrical J-Box.

### WARRANTY

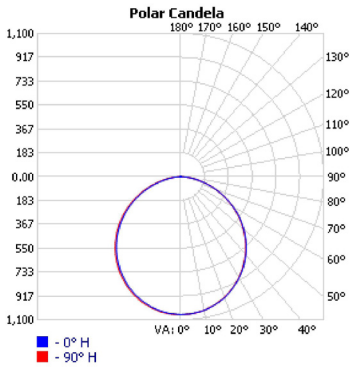
3-year Limited Warranty. See warranty documentation for more info.

## COMPATIBLE JUNCTION BOXES



## PHOTOMETRIC DATA

ODL-38-120-MCT-WH



Zonal Lumen Summary			
Zone	Lumens	% Lamp	% Luminaire
0-30	822.0	27.2%	27.3%
0-40	1,346.0	44.6%	44.6%
0-60	2,378.9	78.8%	78.9%
60-90	631.8	20.9%	20.9%
70-100	262.6	8.7%	8.7%
90-120	1.8	0.1%	0.1%
0-90	3,010.7	99.8%	99.8%
90-180	5.9	0.2%	0.2%
0-180	3,016.6	100%	100%

## COEFFICIENTS OF UTILIZATION - ZONAL CAVITY METHOD

Effective Floor Cavity Reflectance 0.20

RC	80				70				50			30			10			0	
	RW	70	50	30	10	70	50	30	10	50	30	10	50	30	10	50	30	10	0
0	119	119	119	119	119	116	116	116	116	111	111	111	106	106	106	102	102	102	100
1	109	104	100	96	94	106	102	98	94	97	94	91	93	91	88	90	88	86	84
2	99	91	84	78	77	96	89	82	77	85	80	75	82	77	73	79	75	72	70
3	90	79	71	65	64	88	78	70	64	75	68	63	72	66	62	69	65	61	58
4	82	70	61	55	54	80	69	61	54	66	59	54	64	58	53	62	56	52	50
5	76	63	54	47	47	74	62	53	47	59	52	46	57	51	46	56	50	45	43
6	70	56	48	41	41	68	56	47	41	54	46	40	52	45	40	50	44	40	38
7	65	51	42	36	36	63	50	42	36	49	41	36	47	41	36	46	40	35	33
8	60	47	38	32	32	59	46	38	32	45	37	32	43	37	32	42	36	32	30
9	56	43	35	29	29	55	42	34	29	41	34	29	40	33	29	39	33	28	27
10	53	40	32	26	26	52	39	31	26	38	31	26	37	31	26	36	30	26	24

Made to order items. Minimum 90 day lead time. Minimum order quantity may vary please contact sales.

<sup>1</sup> DLC Listed / <sup>2</sup> DLC Premium Listed / <sup>3</sup> Title 24 / <sup>4</sup> JA8 & Title 24 / Typical color consistency. May vary or be changed.

L70 hours calculated based on LED package manufacturer LM80 report and ISTMT report of LED in luminaire. Stated values are for select catalog numbers. Contact GlobaLux for detailed information. / Actual performance may differ as a result of end-user environment and application. All values are design or typical values, measured under laboratory conditions at 25 °C.