

PROJECT	NOTES	TYPE	DATE	CAT. No.
---------	-------	------	------	----------

# HES

## HES 42"Ceiling Fan

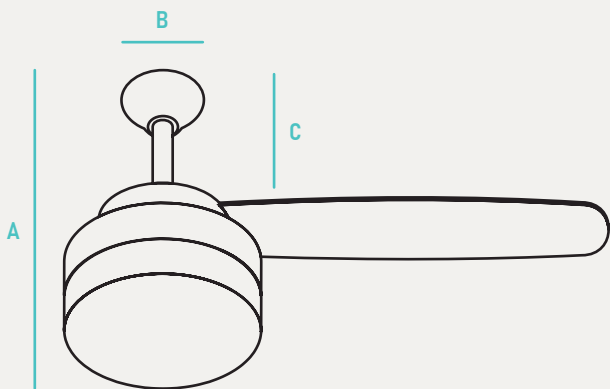
The HES series are a family of ceiling fans featuring a simple 5 blade design. The clean lines and traditional design of this AC Motor LED fan makes an elegant addition to your home décor. The reversible feature makes this fan perfect to use during every season.



INPUT VOLTAGE	120V	COLOR CONSISTENCY	5-Step MacAdams Ellipse
INPUT FREQUENCY	50/60 Hz	RATED LIFE	50,000hrs (Based on 3hrs a Day)
RATED WATTAGE	See performance table	L70	>72,000 hours or >45,000
DELIVERED LUMENS	See performance table	POWER FACTOR	>0.99
EFFICACY	>80 LPW (typ.)	THD	<20%
CRI	90+	DIMMING	N/A
AVAILABLE CCT	3000K	OPERATING TEMP.	-18°C to 40°C
FAN DIAMETER	52"	RPM (H/M/L)	179 / 125 / 65
MOTOR LEAD LENGTHS	80"	AIRFLOW EFFICIENCY (CFM/W)	90
MOTOR SIZE	AC 153mm x 13mm	AIRFLOW (CFM)	High Speed: 4834
ELECTRICITY USE (H/M/L)	60W / 28.5W / 10.5W	AVERAGE AIRFLOW CFMave	3371
AMPS (H/M/L)	0.5 / 0.35 / 0.21	BEAM ANGLE	N/A
LENS TYPE	Glass		

### ORDER INFO / EXAMPLE: HES-52-5-3MB-120-830-BN-RD-PC

SERIES	SIZE	FAN BLADE	LIGHT SOURCE	DRIVER TYPE	COLOR TEMP	FINISH	BLADE COLOR	ACCESSORY
HES	52	5	3MB	120	830	BN	RD	PC
HES 52" Dual Mount Ceiling Fan	52- 52" Sweep	5- 5 Blades	3MB- 3 Medium Base Socket (3) 7W 600 Lumens Lamps	120- 120V	830- 3000K, 80CRI	BN- Brushed Nickel WH- White BL- Black BR- Bronze	RD- Rosewood/ Dark Walnut WH- White BL- Black SL- Silver	PC- Pull Chain



ADDITIONAL IMAGES



	A	B	C	Case QTY
HEH	14-1/2"	5-1/4"	10-3/4"	1

CONSTRUCTION

Steel Housing with ABS Blades and Satin Opal Glass Diffuser

MOTOR

153mm x 13mm. Includes (1) 4-1/2" Downrod.

QUALIFICATIONS

All ceiling fans are built to UL 507 standards, and bear appropriate ETL labels. Dry location labeling is standard.

BLADES

52" Sweep, 5 Blade Configuration Blade, Pitch Angle:12°  
Color: ABS Weathered Bronze Blades

ELECTRICAL

Operates at 120V 60HZ.

WARRANTY

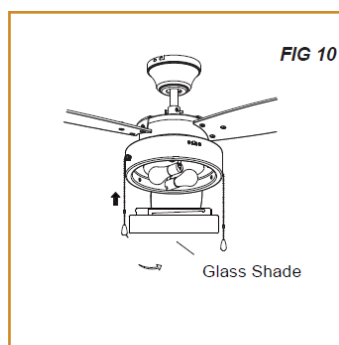
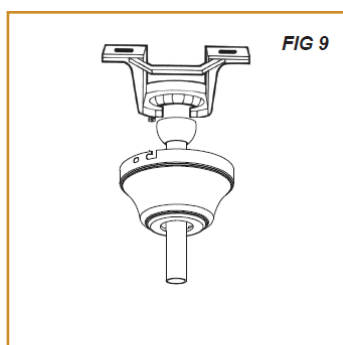
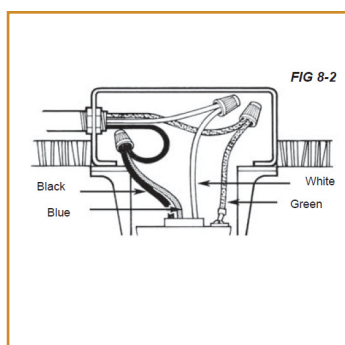
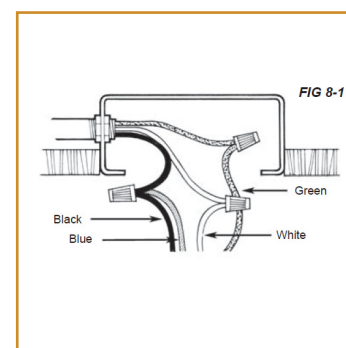
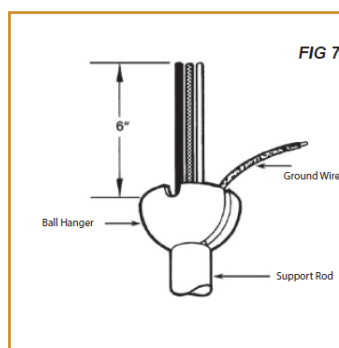
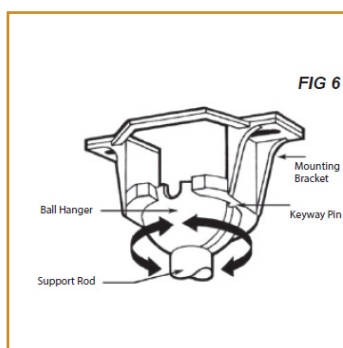
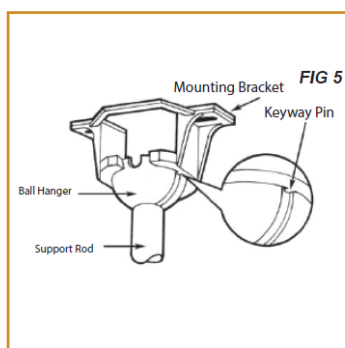
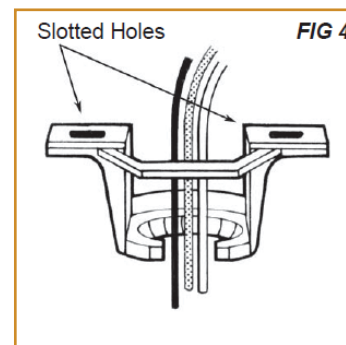
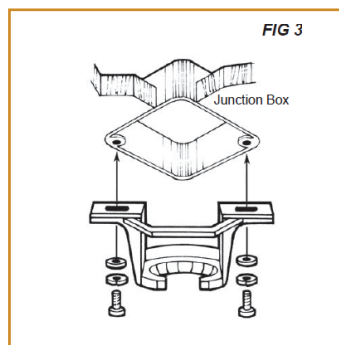
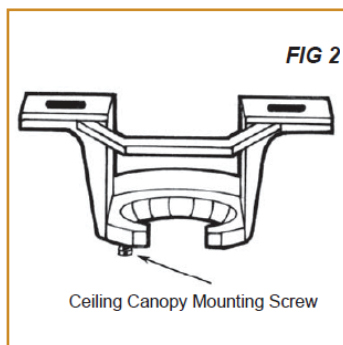
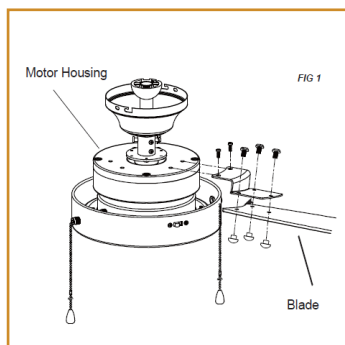
Motor: Limited Lifetime Warranty. Non-Electrical 1 Year Limited Warranty.  
See complete warranty for terms and exclusions. (Labor not included).

COMPATIBLE JUNCTION BOXES



4" PVC Ceiling Box

## INSTALLATION INSTRUCTIONS



Made to order items. Minimum 90 day lead time. Minimum order quantity may vary please contact sales.

<sup>1</sup> DLC Listed / <sup>2</sup> DLC Premium Listed / <sup>3</sup> Title 24 / <sup>4</sup> JA8 & Title 24 / Typical color consistency. May vary or be changed.

L70 hours calculated based on LED package manufacturer LM80 report and ISTMT report of LED in luminaire. Stated values are for select catalog numbers. Contact GlobaLux for detailed information. / Actual performance may differ as a result of end-user environment and application. All values are design or typical values, measured under laboratory conditions at 25 °C.